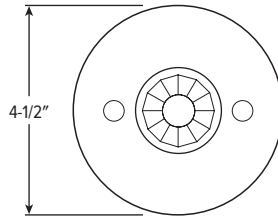


DUAL TECH SENSOR

CEILING MOUNT



CATALOG #: _____

Type: _____

PROJECT: _____

ORDERING EXAMPLE: AVI-KIT-SEN-DUCM

AVI-KIT-SEN-DUCM PIR motion and ultrasonic sensor with 12-24V power supply and sensor input adapter for junction box. Kit includes 12/24V PS and SIM (sensor input module).

FEATURES

- Avi-on Bluetooth® mesh control
- Sensor uses dual technology PIR and ultrasonic detection methods, providing improved performance in areas where a PIR sensor alone will not suffice.
- Quick installation with factory presets.
- Programmable via Bluetooth® wireless enabled app and via manual adjustments on the sensor.
- Adjust sensor parameters such as trigger mode, time delay and sensitivity.

SYSTEM REQUIREMENTS

- ESPEN fixtures with Avi-on wireless control
- Desktop & mobile apps

SPECIFICATIONS

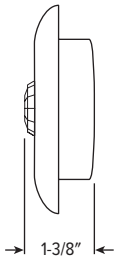
- FINISH – White
- MOUNTING HEIGHT – 8' to 10' optimal
- DETECTION ANGLE – 360°
- TEMPERATURE RANGE – 32°F to 131°F (0°C to 55°C)
- RELATIVE HUMIDITY – 95% non-condensing
- IP RATING – IP20
- ELECTRICAL – 120-277v to 12v
- MOUNTING – Ceiling
- LISTINGS –
 - The Avi-on Lighting Control Platform is a DesignLights Consortium® NLC qualified product.
 - Class 2 Device designed to comply with CA Title 24, IECC, IgCC and ASHRAE requirements.



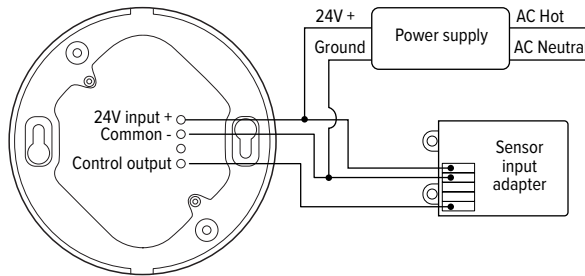
The Bluetooth® word mark and logos are registered trademarks owned by Bluetooth SIG, Inc. and any use of such marks by Avi-On is under license. Other trademarks and trade names are those of their respective owners.

DETAILS

SIDE VIEW



WIRING DIAGRAM

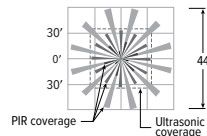
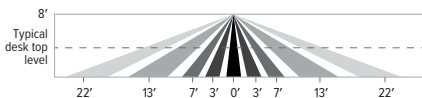


WARNING

- This product must be installed in accordance with the applicable installation code by a person familiar with the construction and operation of the product and the hazards involved.
- Make sure all electrical power is turned off while installing.
- This must be adequately grounded for protection against shock hazards and to assure proper operation.
- Disconnect power before servicing.

SENSOR COVERAGE PATTERN

8' height: ø44' coverage



12257 Florence Ave. (562) 529-2938
Santa Fe Springs, CA 90670